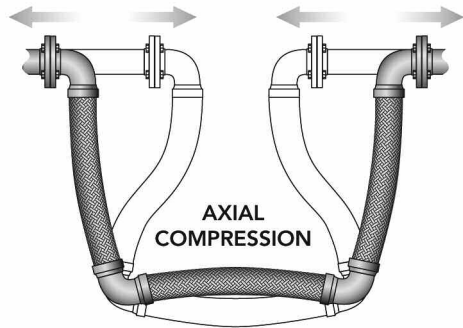
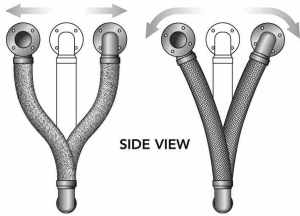


Tri-Flex Loop® Expansion Loops & Seismic Connectors

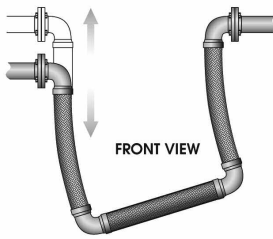
Movement Capabilities



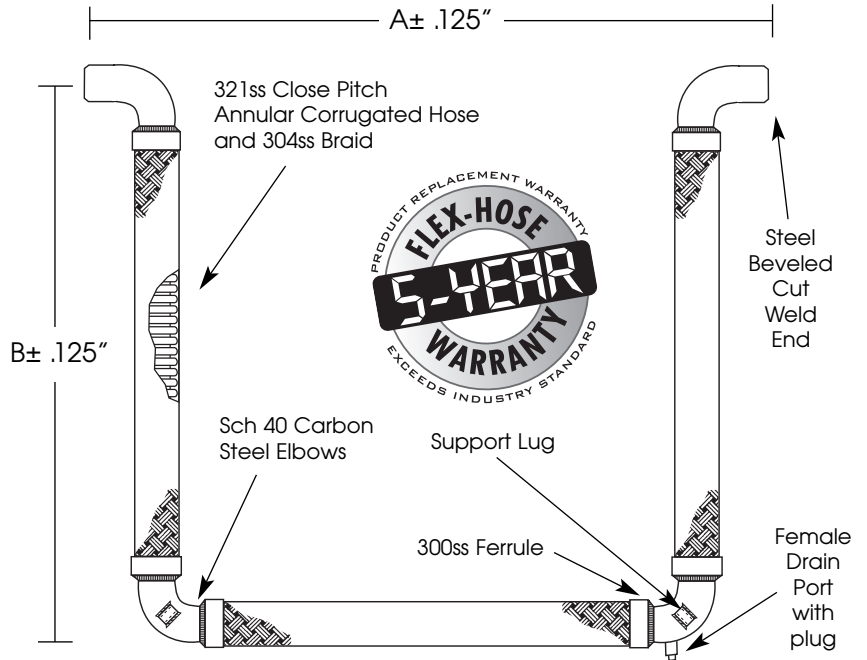
AXIAL COMPRESSION
AXIAL EXTENSION
FRONT VIEW



PARALLEL OFFSET "Z" AXIS
PARALLEL OFFSET WITH "X" AXIS ROTATION
SIDE VIEW



NON-PARALLEL OFFSET "Y" AXIS
FRONT VIEW



Qty	I.D. (in.)	Dimensions		Pressure (PSI)		Movement Capability					Drain Port (in.)	Wt. (lb.)	Notes
		"A" (in.)	"B" (in.)	@ 70°F	@ 200°F	Compression (in.)	Extension (in.)	Parallel (in.)	Rotation "X" Axis (Deg.)	Non-Parallel "Y" Axis (in.)			
	½	21.00	14.00	1100	1034	2.0	2.0	2.0	25°	1.0	¼"	3	
	¾	20.75	14.50	800	752	2.0	2.0	2.0	20°	1.0	¼"	3	
	1.0	24.00	15.75	750	705	2.0	2.0	2.0	20°	1.0	½"	5	
	1.25	27.00	18.00	725	681	2.0	2.0	2.0	15°	1.0	½"	7	
	1.5	30.00	19.50	565	531	2.0	2.0	2.0	15°	1.0	½"	10	
	2.0	34.00	22.25	500	470	2.0	2.0	2.0	10°	1.0	½"	13	
	2.5	38.00	25.00	400	376	2.0	2.0	2.0	10°	1.0	¾"	25	
	3.0	43.25	28.00	285	267	2.0	2.0	2.0	10°	1.0	¾"	34	
	4.0	50.75	33.00	250	235	2.0	2.0	2.0	5°	1.0	¾"	59	
	5.0	61.50	41.25	200	188	2.0	2.0	2.0	5°	1.0	¾"	105	
	6.0	68.75	45.00	220	206	2.0	2.0	2.0	3°	1.0	¾"	154	
	8.0	85.00	53.25	200	188	2.0	2.0	2.0	ON APPLICATION	1.0	¾"	278	
	10.0	104.00	63.38	200	188	2.0	2.0	2.0	ON APPLICATION	1.0	¾"	487	
	12.0	120.00	72.38	160	150	2.0	2.0	2.0	ON APPLICATION	1.0	¾"	700	

Working pressures shown for the hose and braid are based on an operating temperature of 70°F (21°C) with a 4:1 safety factor.



This product is listed by IAPMO R&T under file #N-7208 for NSF/ANSI 61 and file 7207 for California Lead Plumbing Law and NSF/ANSI-372. Our listed products can be viewed on IAPMO R&T's Web listing at <http://pld.iapmo.org>



CSA standard B-51 certified. Inspected and tested by the Technical Standards and Safety Authority of Canada.



APPROVED

For Fire Protection Systems

PROJECT	
CUSTOMER	
ENGINEER	
REPRESENTATIVE	
DRAWING #	



4560 Buckley Road • Liverpool, NY USA 13088-2509
315/437-1611 • Fax 315/437-1903
www.flexhose.com • 1.877.TRI FLEX