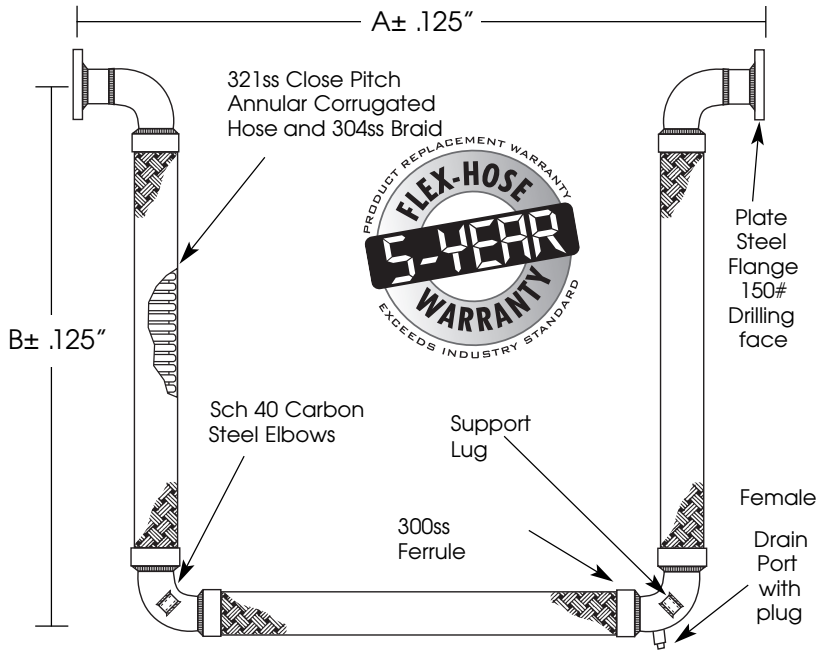


# AssureFlex® Tri-Flex Loop® Expansion Loops & Seismic Connectors For Fire Protection



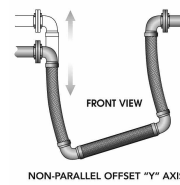
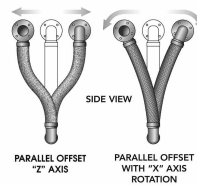
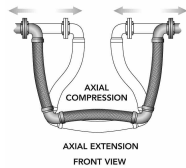
CSA standard B-51 certified.  
Inspected and tested by the  
Technical Standards and  
Safety Authority of Canada.

Qty	Dimensions			Pressure (PSI) @70° F	Movement Capability					Drain Port (in.)	Wt. (lb.)	Notes
	I.D. (in.)	"A" (in.)	"B" (in.)		Compression (in.)	Extension (in.)	Parallel (in.)	Rotate "X" Axis (Deg.)	Non-parallel "Y" Axis (in.)			
	2.00	31.50	22.25	300	2.0	2.0	2.0	10°	1.0	½"	22	
	2.50	35.50	25.00	300	2.0	2.0	2.0	10°	1.0	¾"	37	
	3.00	39.75	28.00	300	2.0	2.0	2.0	10°	1.0	¾"	48	
	4.00	43.25	33.00	175	2.0	2.0	2.0	5°	1.0	¾"	79	
	5.00	54.00	41.25	175	2.0	2.0	2.0	5°	1.0	¾"	125	
	6.00	60.25	45.00	175	2.0	2.0	2.0	3°	1.0	¾"	177	
	8.00	73.50	53.25	175	2.0	2.0	2.0	3°	1.0	¾"	340	
	10.00	88.50	63.38	175	2.0	2.0	2.0	2°	1.0	¾"	576	
	12.00	102.50	72.38	175	2.0	2.0	2.0	1°	1.0	¾"	855	

Working pressures shown for the hose and braid are based on an operating temperature of 70°F (21°C) with a 4:1 safety factor.

8" - 12" provided double braid

## Movement Capabilities



PROJECT	
CUSTOMER	
ENGINEER	
REPRESENTATIVE	
DRAWING #	



4560 Buckley Road • Liverpool, NY USA 13088-2509  
315-437-1611 • Fax 315-437-1903  
[www.flexhose.com](http://www.flexhose.com) • 1.877.TRI.FLEX